

FROG-AE 8K01MI-0503






CAME 



230V SWING GATE KIT FOR A PAIR OF GATES

Up to 400kg @ 3.5m or up to 800kg @ 2m per leaf



Code	Description	Quantity
001 FROG-AE 	Irreversible gearmotor for swing gates of up to 3.5 m per leaf, with built in adjustable opening and closing stops.	2
001 FROG-CFN	Foundation box in steel with cataphoresis treatment, complete with unlocking lever, fixing bracket to the gate and screw for adjusting the limit switch point in opening	2
002 ZM3EZ   	Multifunction control panel for swing gates with two leaves, graphic alerts display, testing of safety circuits for CAT 2 safety products and on-board radio programming.	1
001 A4364	Release device with lever key.	2
001 AF43S	Plug-in radio-frequency control card	1
806 TS-0270	TOP44RBN - Four-channel 433.92 MHz rolling code transmitter. 4,294,967,896 combinations.	2
001 TOP-A433N	Tuned Antenna.	1
806 TF-0080 	Pair of surface mounted synchronised infra-red beam photocells.	1



FROG-AE

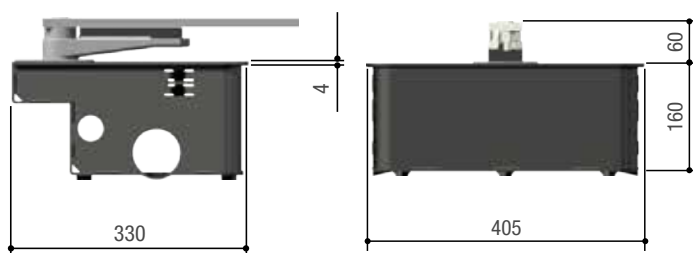
Gate leaves of up to 1.8 m



Below-ground solution suitable for fitting to gates in single homes and apartment buildings.

- The invisible solution to power your gate.
- High degree of protection against weathering (IP67).
- System automatically resets after the gate is manually released.
- Can open up to 180° (with the FL-180 accessory).
- FROG-AE and FROG-A24E with encoder technology, tested in compliance with current regulatory standards.
- Special steel foundation box with rustproof coating. Adjustable built-in leaf stops.

Dimensions (mm)



Operational limits

MODEL	FROG-AE			
Max. width of leaf (m)	*3,5	*2,5	2	-
Max. weight of leaf (kg)	400	600	800	-

NOTES: * We suggest fitting an electric lock onto the gate leaf.

Technical characteristics

MODELS	FROG-AE
Protection rating (IP)	67
Power supply (V - 50/60 Hz)	230 AC
Power supply to motor (V)	230 AC 50/60 Hz
Absorption (A)	1,9
Power (W)	200
Maneuvering time at 90° (s)	18
Duty/cycle (%)	30
Torque (Nm)	320
Operating temperature (°C)	-20 ÷ +55
Motor's heat protection (°C)	150

FROG-CFN

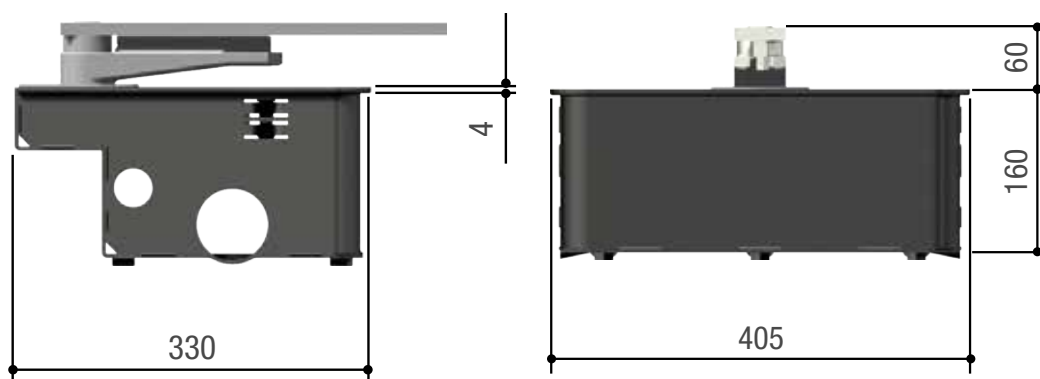
Foundation box

Foundation box in steel with cataphoresis treatment

- Complete with unlocking lever, fixing bracket to the gate and screw for adjusting the limit switch point in opening



Dimensions (mm)



ZM3EZ

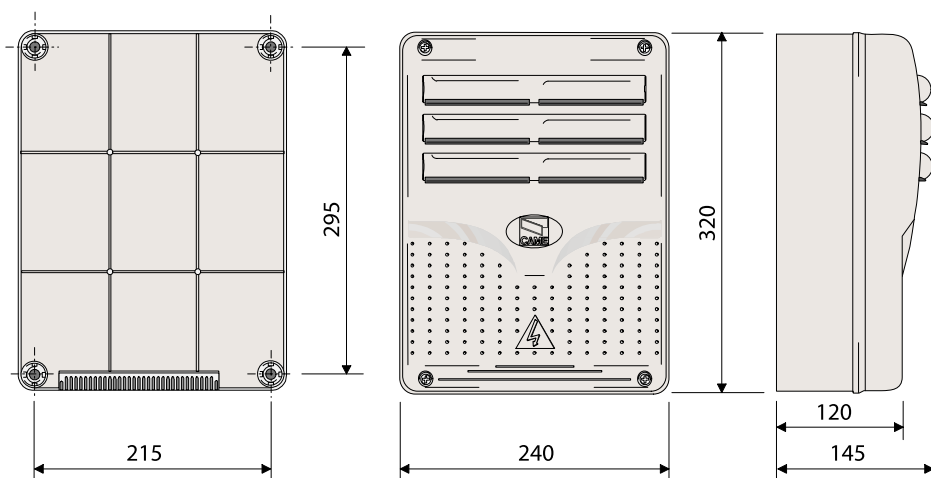
Control panel



Control panel for 230V gearmotors

- Multi-feature control panel for swing gates, with manageable limit-switches and slow-down speed adjusting.

Dimensions (mm)



Technical characteristics

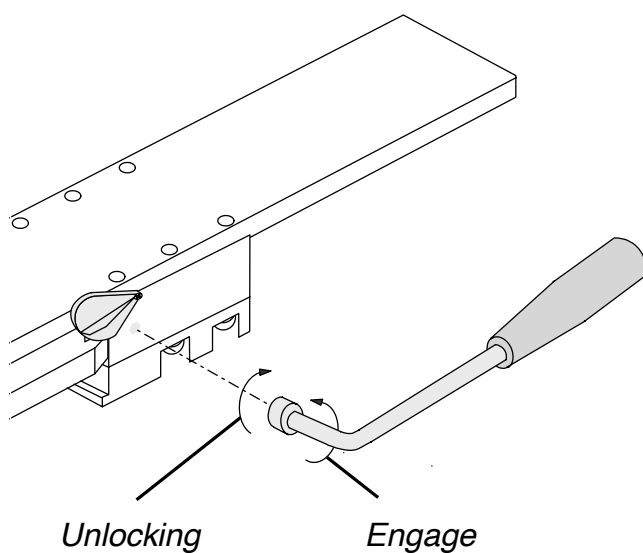
MODEL	ZM3EZ
Power supply (V - 50/60 Hz)	230 AC
Motor power supply (V)	230 AC
Standby consumption (W)	4,7
Standby consumption with the RGP1 (W) module	0,75
Power (W)	750
Colour	RAL 7040
Operating temperature (°C)	-20 ÷ +55
Protection rating (IP)	54
Insulation class	II

A4364

Mechanical release key

Mechanical release device with lever key for Frog motor.

- Unlocking mechanism
- Release device lever key
- 4 M8 x 35 cheese headed hexagonal socket screws
- 4 safety lock washer



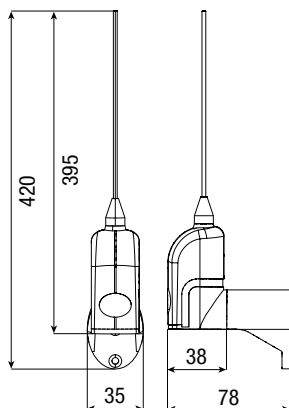
ACCESSORIES

TOPA433N

Tuned Antenna for 433.92Mhz



Dimensions (mm)



Operational limits

MODELS	TA433N
Max. range of radio (m)	50 ÷ 150

Technical characteristics

MODELS	TA433N
Radio signal frequency (Mhz)	433.92Mhz

AF43S

Radio frequency control card 433.92MHz



- Dip-switches for code and function selection
- Function enabling button
- Red signalling LED
- Green signalling LED
- Backup board
- Plug-in connector on receivers

Technical characteristics

MODELS	AF43S
Power supply (V±10%)	5
Current draw (mA)	5.5
Encoding type	ASK
Operating temperature (°C)	-20 to +55
Sensitivity (dBm)	-107

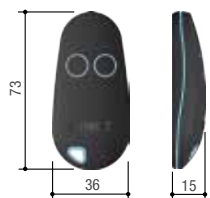
TOP44RBN

Rolling code 433.92 radio control



- Self-learning from transmitter to transmitter.
- Self-learning from TOP, TAM and TWIN series radio controls.
- More secure thanks to the dynamic code for the rolling code version.
- It can be configured remotely via gateway or locally via CAME KEY.

Dimensions (mm)



Operational limits

MODELS	806TS-0270
Max. range of radio (m)	50 ÷ 150

Technical characteristics

MODELS	806TS-0270
Combinations	4.294.967.896
Radio signal frequency (Mhz)	433,92
Operating temperature (°C)	-20 ÷ +55
Material	POLYCARBONATE


DLX

Photocells



- Control the gate's area of movement
- It can synchronize up to eight pairs of photocells, with no disturbances, plus no wiring required between the transmitter and the receiver.
- Adjustment of the infrared beam range from 10 to 30 meters.
- Filter function to prevent false detections due to bad weather or direct sunlight.
- Settable contact output so the photocell can double as a control device.
- Alignment function between transmitter and receiver.

Dimensions (mm)



Operational limits

MODELS	806TF-0080
Max. range of radio (m)	30

Technical characteristics

MODELS	806TF-0080
Protection rating (IP)	54
Power supply (V)	12 - 24 AC - DC
Absorption	40
Max. rating of 24 V (A) relay contacts	0,5
Operating temperature (°C)	-20 ÷ +55
Material	ABS - ALUMINIUM