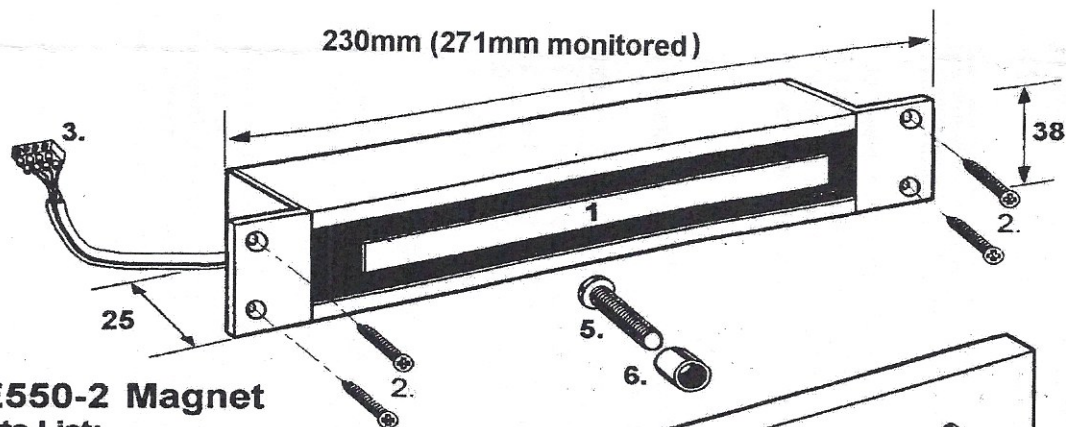


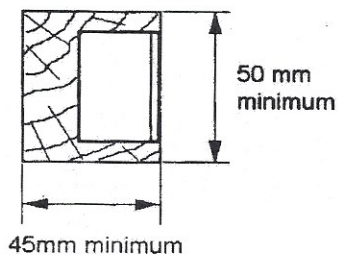
550-2 Mortice Electromagnetic Lock



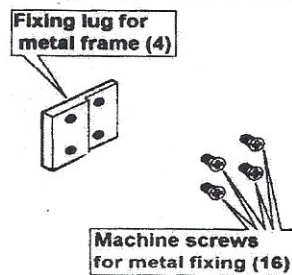
3E550-2 Magnet Parts List:

1. Magnet
2. 4x No. 10 c/sunk 1 1/4" screws
3. 4-way terminal block (7-way for monitored)
4. Armature
5. M8 armature fixing screw
6. Armature sleeve
7. Nitrile washer
8. Steel washer
9. Sex nut

Minimum frame cross-section for Mortice Magnet

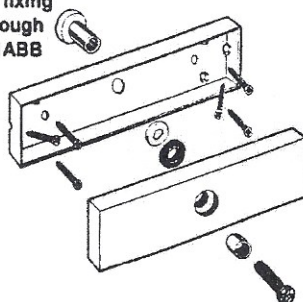


Fixing Lugs 3E550-2SF



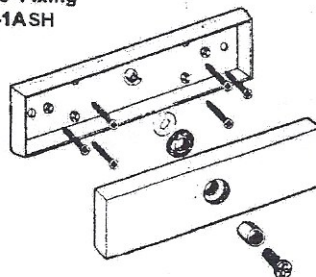
Armature Housing

Mortice fixing
Bolt-through
3E550-1ABB



Armature Housing

Surface Fixing
3E550-1ASH



Armature Housing

Concealed
Mortice fixing
3E550-1ABF

