

**DEA**<sup>®</sup>  
move as you like



 **NETLINK**

easy **installation**, smart **management**





To access the **NETLINK** functionalities you must:

1. activate your **DEAcloud account**
2. download the **DEAinstaller app**



DEAinstaller



**ACCOUNT "INSTALLER STANDARD"**




You can activate up to **1 smartphone**



**With max 1 smartphone you can:**

- store the installations
- save and manage the parameters
- save and manage the remotes



Manage and change the parameters of your remotes



cod. 679113

**ACCOUNT "INSTALLER PREMIUM"**




You can activate up to **10 smartphones**



**With max 10 smartphones you can:**

- store the installations
- save and manage the parameters
- save and manage the remotes
- share the datas of the installations



Manage and change the parameters of your remotes



# DEA installer

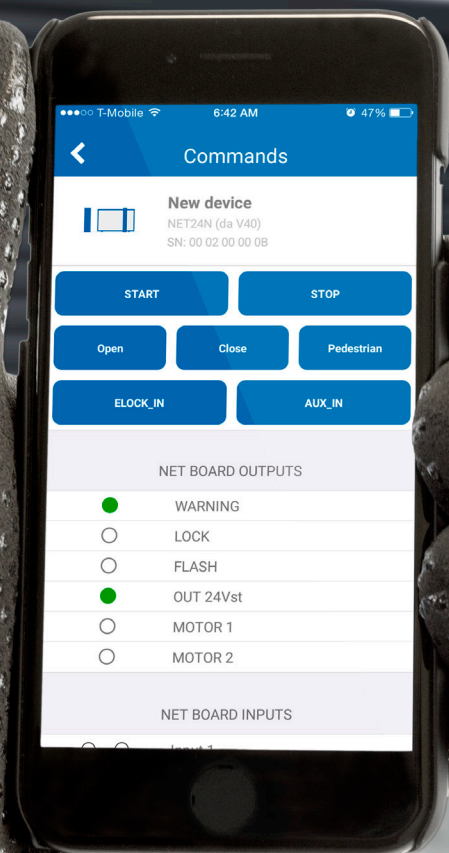


**DEAinstaller App is dedicated to the professional installer. It allows you to program and manage the DEA installations from your smartphone, in an easy and intuitive way.**

It allows you to adjust quickly and precisely the parameters of your control board, thanks to its user friendly interface with full descriptions.

Moreover, you will be able to access new functionalities by updating the firmware of your control boards. You can also backup your installations.

Restoring parameters and remotes will be easier.







# DEA user



**DEAuser is the new App dedicated to the end user which allows you to control the DEA automations from your smartphone.**

Have you forgotten the code of your keypad? No idea of where's the key of your keyswitch?

Your smartphone becomes the key to access every gate.

If used with DEA receiver it allows you to control every automation.

