
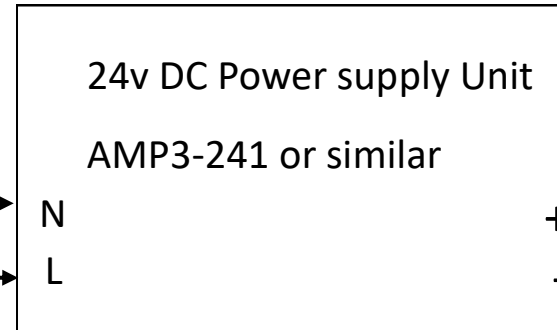


WHITE AND BLACK WIRES NOT USED
UNLESS LOCK MONITORING IS REQUIRED



24V AC Relay Input Contacts

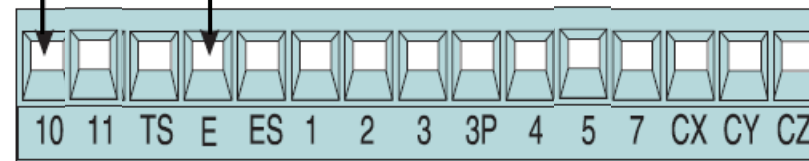
This Is Shown wired to a
CAME ZL-J-24 or ZLX24

Control Board but could be
wired to any 24V AC

Flashing Light Output on any
Make of Gate Equipment

TIP: SET CAME OUTPUT

10 & E TO COURTESY LIGHT



Common & Normally Open
Relay Contacts

