

**ART. 6256**

6200 Series Videophone incorporating a 3.5" Hi-Res full colour active matrix LCD monitor specific for "6 wire" videokits (CVK4K, CVR4KV and CVK8K range).

It includes 4 buttons: "camera recall", "door open", "service" and "privacy".

2 LEDs indicate the privacy is activated and door open.

Programmable privacy duration time and number of rings.

Intercommunicating call and door call.

Adjustments: call tone volume switch (3 levels), picture hue, contrast and brightness.



**6256**  
**Colour Screen Videophone**  
**QUICK GUIDE**

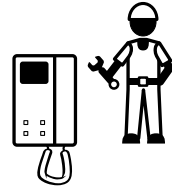
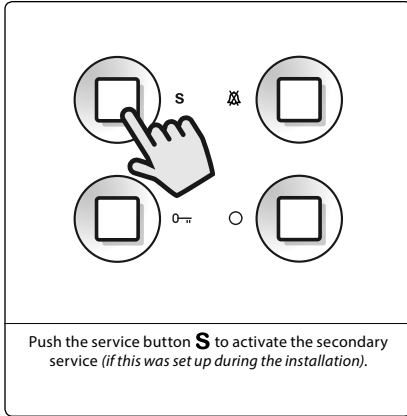
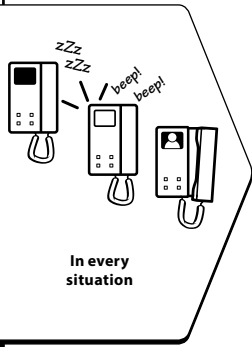


**TECHNICAL SUPPORT**  
 Tel: 0191 224 3174  
 Fax: 0191 224 4938  
 Email: tech@videxuk.com  
 Web: www.videxuk.com

05\_6256\_V1.1.2\_08/19

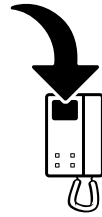
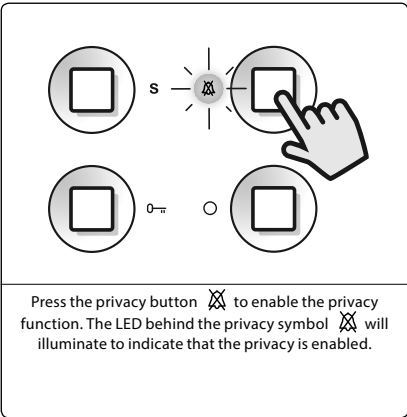
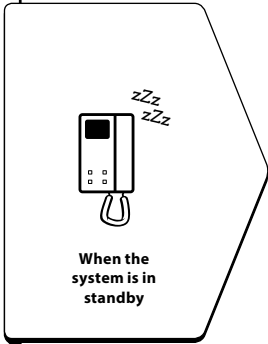


## SERVICE BUTTON

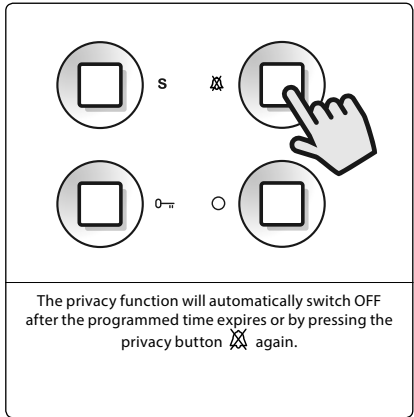


To set up the function of the service button, please contact Videx Technical.


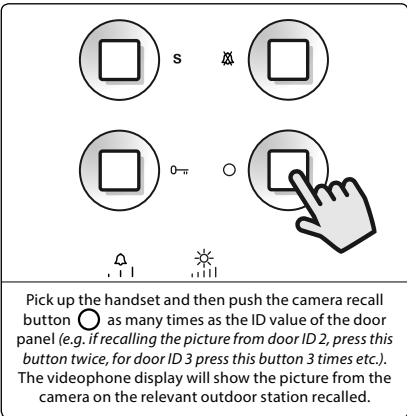
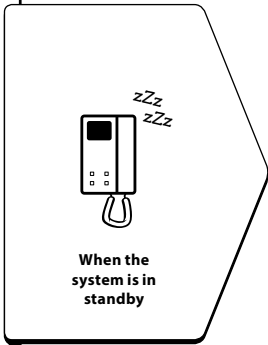
## PRIVACY FUNCTION



During an incoming call, with the privacy enabled, the videophone will not ring and no picture will be displayed.



## CAMERA RECALL




During 'Camera Recall' it is possible:

To start a conversation;

To push the lock button to open the door;

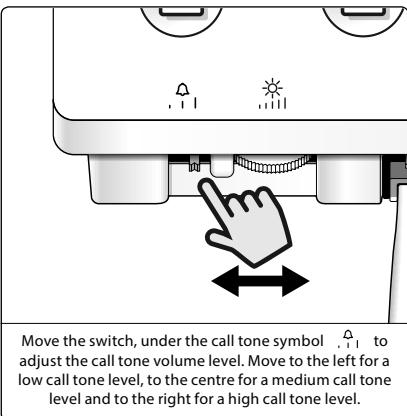
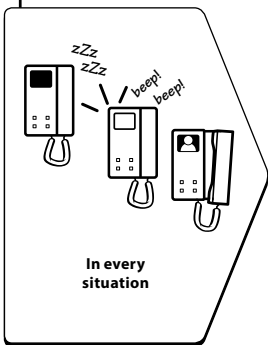
To push the service button **S** to activate the secondary service.

Hang up the handset to end the conversation.



When the conversation time (set up during the installation) has ended, the videophone stops all communication and the system returns to the standby condition.

## CALL TONE VOLUME ADJUSTMENT



## BRIGHTNESS DISPLAY ADJUSTMENT

