

24V SWING GATE KIT FOR A SINGLE GATE

Up to 400kg @ 3m or up to 800kg @ 2m per leaf



Code	Description	Quantity
801MP-0210	Irreversible gearmotor for swing gates up to 3m per leaf.	1
801QA-0060	Control panel for single- and double-leaf swing gates without encoders, with 7-segment programming display, self-diagnosing safety devices and Digital Torque Control, 2 settable safety inputs and up to 250 storable users.	1
001 AF43S	Plug-in radio-frequency control card	1
806TS-0270	TOP44FGN - Four-channel 433.92 MHz fixed code transmitter.	2
001 TOP-A433N	Tuned Antenna.	1
001 DIR10	Pair of 12 - 24 V AC - DC outdoor photocells – range 10 m.	1



801MP-0210

Gate leaves of up to 3 m



The next generation motor for swing gates, combining robust construction with maximum efficiency

- The aluminium structure, engineered with optimised couplings, minimises vibration and offers exceptional resistance to extreme environmental conditions, operating reliably from -20°C to +55°C with an IP54 protection rating.
- Every ATI unit undergoes thorough post-assembly inspection and testing before shipment to guarantee maximum reliability.
- ATI is highly versatile, with models suitable for leaves up to 3 meters and 800 kg, and up to 5 meters and 1000 kg. It can be easily adapted for installation on large posts, accommodating a C-MAX of up to 155 mm.
- With a force of 4000N, ATI delivers outstanding power and speed, achieving a 90° opening in just 13 seconds.

Dimensions (mm)



Application (mm)



Application Dimension (mm)

	801MP-0210
E	C Max.
720	75

Refer to the diagram in the manual to determine the dimensions of A and B and the best fixing position.

Technical characteristics

MODELS	801MP-0210
Protection rating (IP)	54
Motor power supply (V)	24 DC
Power (W)	120
Maneuvering time 90° (s)	13
Cycles/hour	CONTINUOUS SERVICE
Thrust (N)	400 to 4000
Operating temperature (°C)	-20 to +55
Colour	RAL 7024

ZLX24S

Control panel

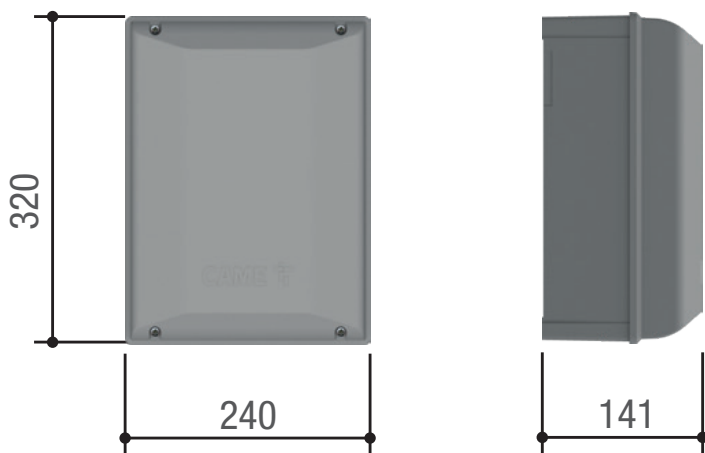
+
24
-



Control panel for 24V gearmotors

- Multifunction control panel for swing gates with two leaves. Graphic programming display and signalling and self-diagnostics using safety devices.

Dimensions (mm)



FUNCTIONS

MODEL	801QA-0060
Settable safety inputs	4
CNX BUS inputs	YES
Output B1 - B2	YES
RIO System 2.0	YES
CAME KEY and Gateway slot	YES
Adaptive Speed and Torque Technology	YES
Virtual Encoder management	YES
Users number	1000
Clock module	YES
PCB plastic cover	YES

TECHNICAL FEATURES

MODEL	801QA-0060
Protection rating (IP)	54
Power supply (V - 50/60 Hz)	230 AC
Operating temperature (°C)	-20 ÷ +55
RAL color	7024
Cabinet material	ABS

● 24 V DC

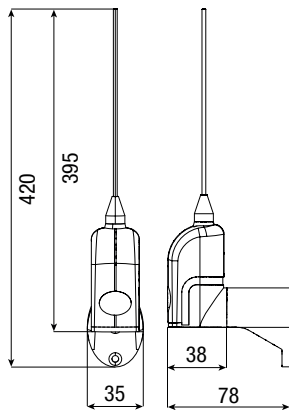
ACCESSORIES

TOPA433N

Tuned Antenna for 433.92Mhz



Dimensions (mm)



Operational limits


MODELS	TA433N
Max. range of radio (m)	50 ÷ 150

Technical characteristics

MODELS	TA433N
Radio signal frequency (Mhz)	433.92Mhz

AF43S

Radio frequency control card 433.92MHz



- Dip-switches for code and function selection
- Function enabling button
- Red signalling LED
- Green signalling LED
- Backup board
- Plug-in connector on receivers

Technical characteristics

MODELS	AF43S
Power supply (V±10%)	5
Current draw (mA)	5.5
Encoding type	ASK
Operating temperature (°C)	-20 to +55
Sensitivity (dBm)	-107

TOP44RBN

Rolling code 433.92 radio control



- Self-learning from transmitter to transmitter.
- Self-learning from TOP, TAM and TWIN series radio controls.
- More secure thanks to the dynamic code for the rolling code version.
- It can be configured remotely via gateway or locally via GAME KEY.

Dimensions (mm)



Operational limits

MODELS	806TS-0270
Max. range of radio (m)	50 ÷ 150

Technical characteristics

MODELS	806TS-0270
Combinations	4.294.967.896
Radio signal frequency (Mhz)	433,92
Operating temperature (°C)	-20 ÷ +55
Material	POLYCARBONATE

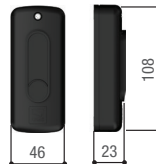
DIR10

Photocells



- Control the gate's area of movement
- Infrared beam, even synchronised, to prevent any external signal disturbances.
- For the DIR series photocells, there is a double-height post, and a new PVC version of the post, for installing in entry and exit points where heavy vehicles drive through.
- High degree of protection against weathering.

Dimensions (mm)



Operational limits

MODELS	DIR10
Max. range of radio (m)	10

Technical characteristics

MODELS	DIR10
Protection rating (IP)	54
Power supply (V)	12 - 24 AC - DC
Absorption	60
Max. rating of 24 V (A) relay contacts	0,5
Operating temperature (°C)	-20 ÷ +55
Material	ABS - POLYCARBONATE